


Bienvenidos a P.S. 153



Nombre y Apellido _____ Clase _____

School Picture Dictionary

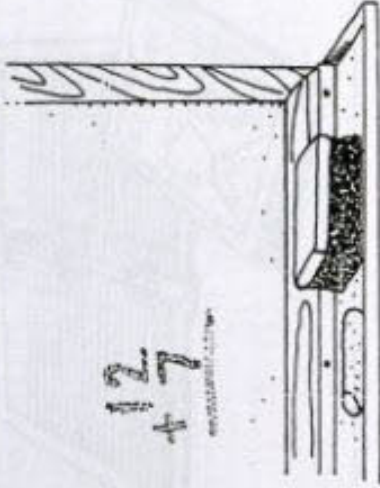


Friends!



8

board and eraser



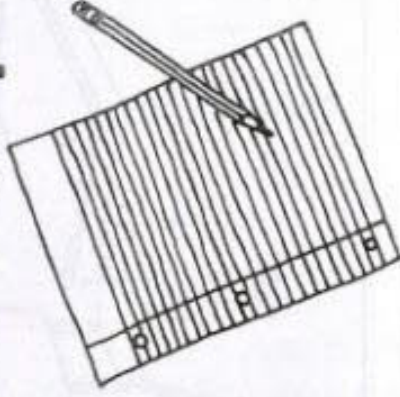
6

AT SCHOOL



1

paper and pencil



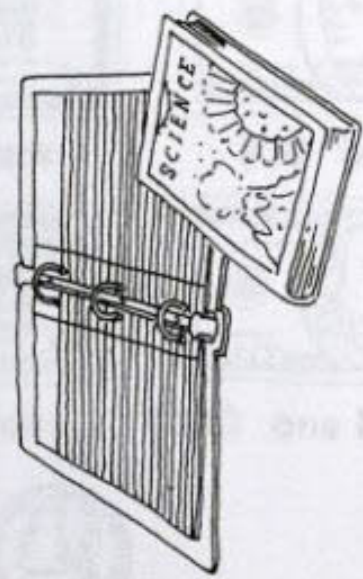
3

teacher and student



2

notebook and book



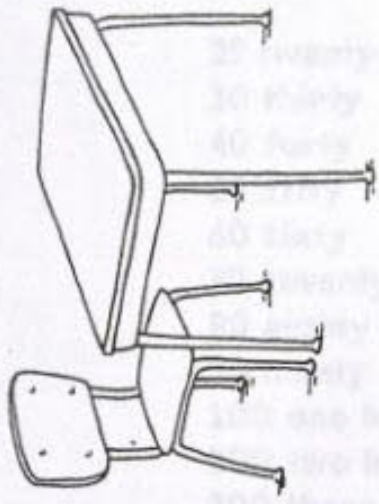
4

scissors and glue



7

chair and desk



5

Numbers and Math Words

Numbers

1 one	15 fifteen	29 twenty-nine
2 two	16 sixteen	30 thirty
3 three	17 seventeen	40 forty
4 four	18 eighteen	50 fifty
5 five	19 nineteen	60 sixty
6 six	20 twenty	70 seventy
7 seven	21 twenty-one	80 eighty
8 eight	22 twenty-two	90 ninety
9 nine	23 twenty-three	100 one hundred
10 ten	24 twenty-four	200 two hundred
11 eleven	25 twenty-five	300 three hundred
12 twelve	26 twenty-six	1,000 one thousand
13 thirteen	27 twenty-seven	10,000 ten thousand
14 fourteen	28 twenty-eight	

Math Words

= equals + plus - minus x times or multiplied by ÷ divided by



\$1 one dollar



\$5 five dollars



\$10 ten dollars



\$20 twenty dollars



\$50 fifty dollars



\$100 one hundred dollar.



quarter



dime



nickel



penny

How many?



Six

How many?



Seven

How many?



Eight

How many?



Nine

How many?



Ten

How many people
are in your family?

Draw a picture of your family here.

School Concentration Cards

student




teacher



scissors



crayons



clock



book



notebook




friends



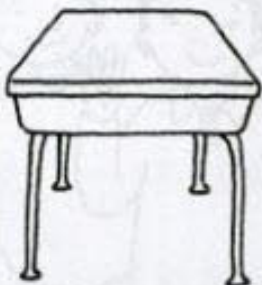
map



calendar




desk



chair



paper



pencil



glue



teacher and student

science and math

HOW MANY?



by _____

How many?



One

How many?



Two

How many?



Three

How many?




Four

How many?



Five

Dominoes

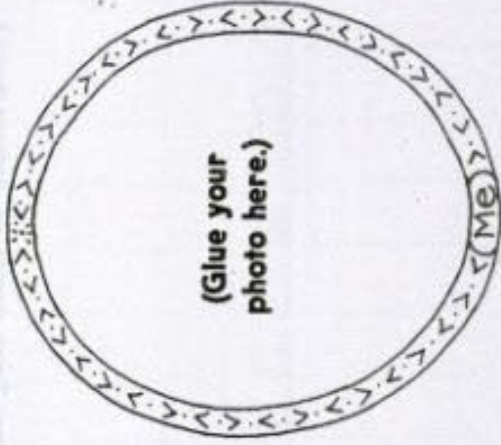


Nice to meet you!

(Draw yourself again.)

8

ALL ABOUT ME



1

This is my family.

(Draw your family here.)

6

I am from _____.



3

Hello!

My name is _____.

(Draw yourself here.)

2

I'm in grade _____.

(Draw your class or classroom.)

7

I live at _____

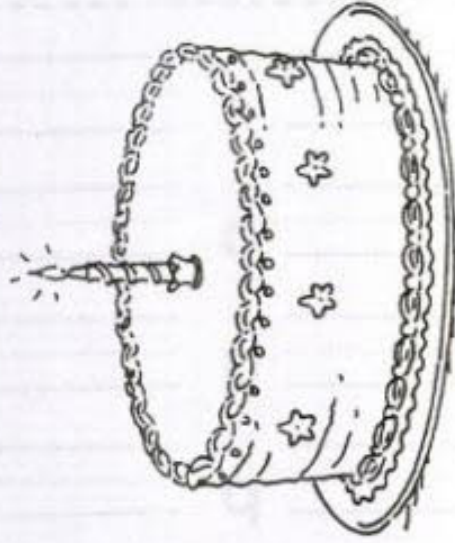
(street)

(city, state)

(Draw your house, apartment, or street.)

4

I am _____ **years old.**



(Add candles to your cake.)

5

Aa Bb Cc Dd Ee Ff Gg Hh Ii Jj Kk Ll Mm

Nn Oo Pp Qq Rr Ss Tt Uu Vv Ww Xx Yy Zz

A _____ a _____ N _____ n _____

B _____ b _____ O _____ o _____

C _____ c _____ P _____ p _____

D _____ d _____ Q _____ q _____

E _____ e _____ R _____ r _____

F _____ f _____ S _____ s _____

G _____ g _____ T _____ t _____

H _____ h _____ U _____ u _____

I _____ i _____ V _____ v _____

J _____ j _____ W _____ w _____

K _____ k _____ X _____ x _____

L _____ l _____ Y _____ y _____

M _____ m _____ Z _____ z _____



A B C D

2



H I J K

4



W X Y Z

7



L M N O P


5

time won't you sing with me?



Draw yourself here.

8



Q R S T U V

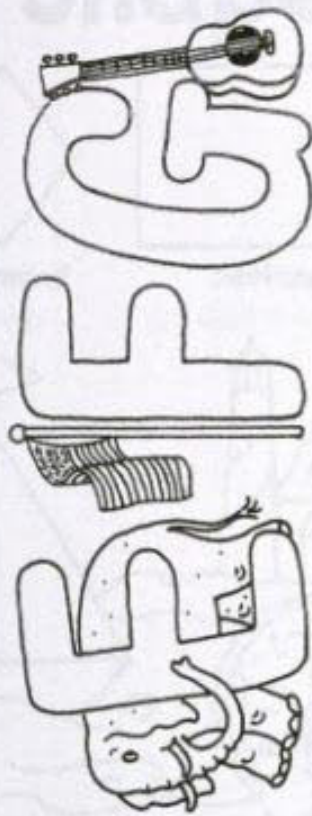
6

MY ALPHABET BOOK



by _____

1



E F G


3

Pekeling karta 71

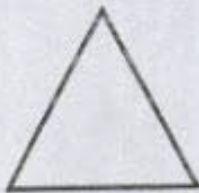
Color the Shapes



circle
círculo




square
cuadrado



triangle
triángulo



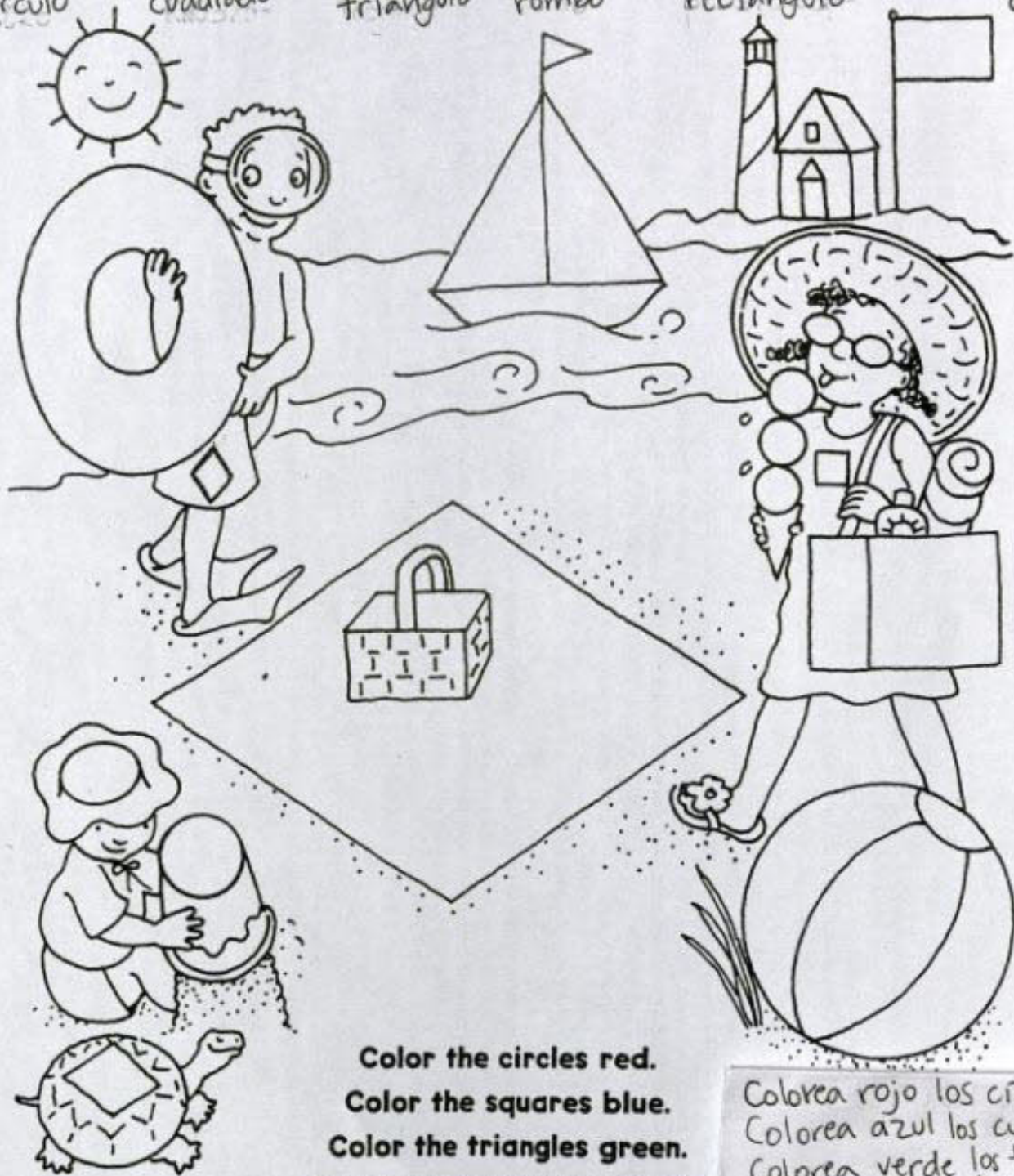
diamond
rombo



rectangle
rectángulo



oval
óvalo



Color the circles red.
Color the squares blue.
Color the triangles green.
Color the diamonds orange.
Color the rectangles purple.
Color the ovals yellow.


Colorea rojo los círculos.
Colorea azul los cuadrados.
Colorea verde los triángulos.
Colorea anaranjado los rombos.
Colorea púrpura los rectángulos.
Colorea amarillo los óvalos.

Make a rainbow!

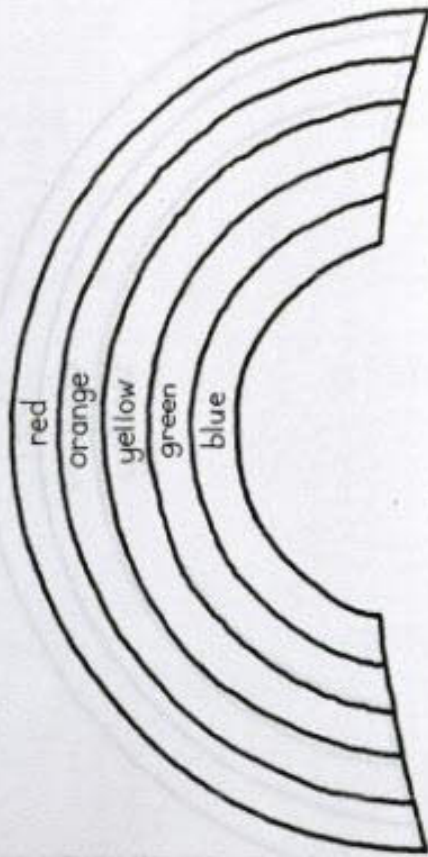


8

MAKE A RAINBOW!

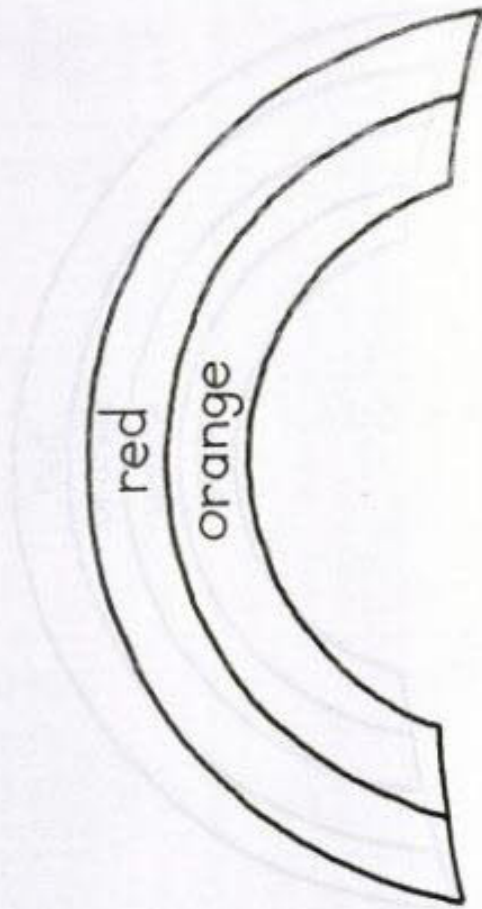


1



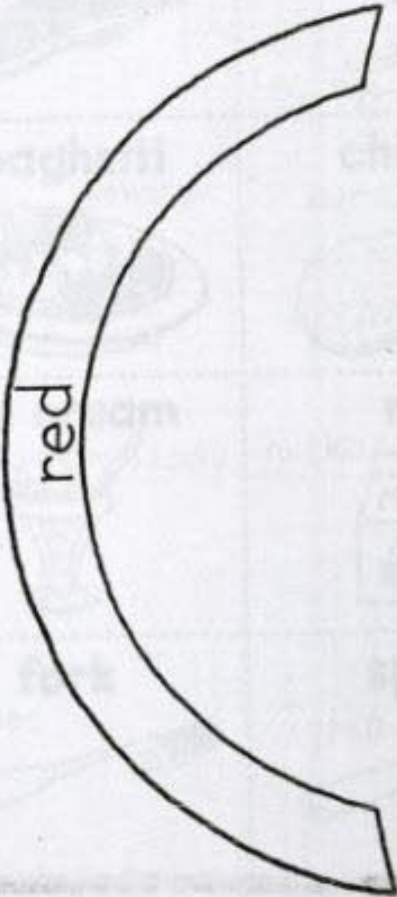
blue

6



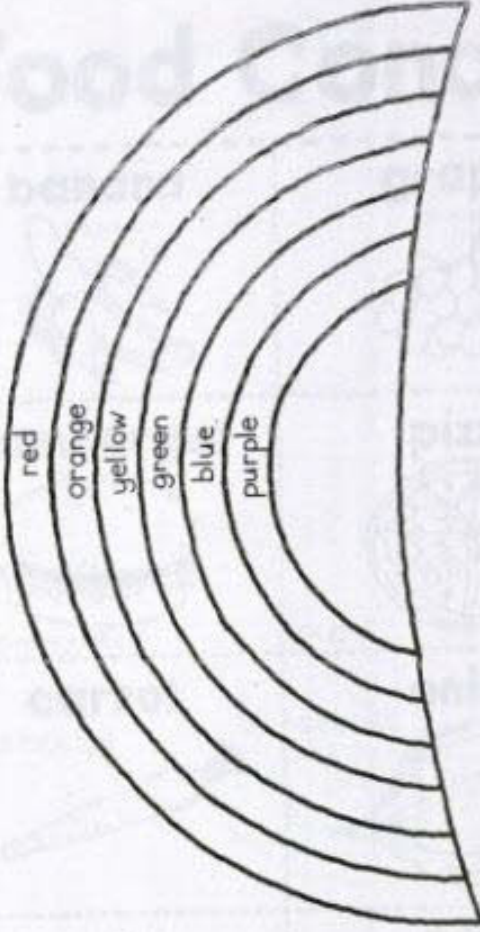
orange

3



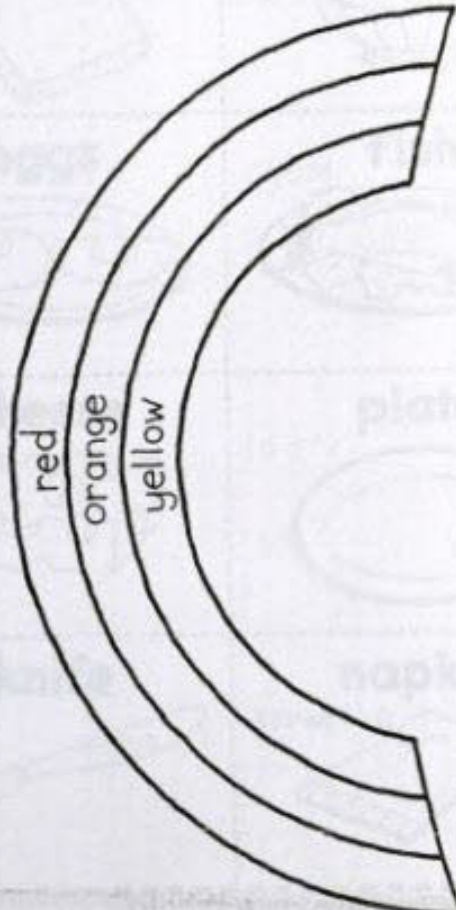
red

2



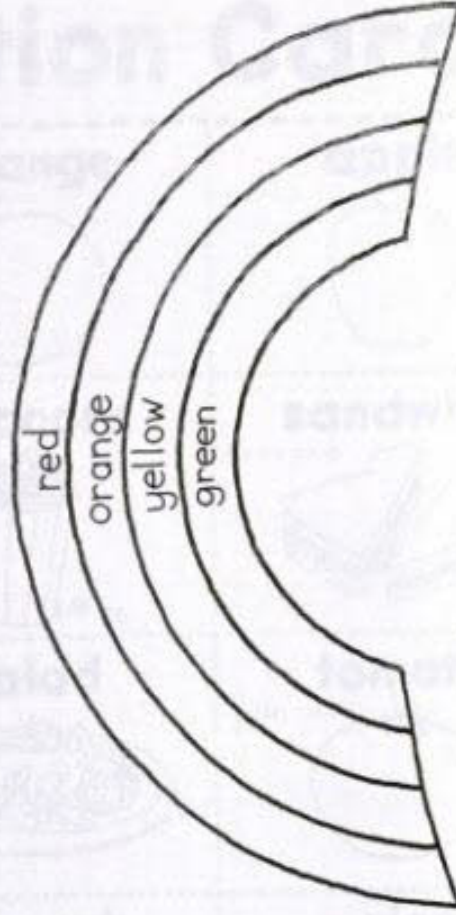
purple

7



yellow

4



green

5

Food Concentration Cards

banana

el plátano



grapes

las uvas



orange

la naranja



apple

la manzana



hamburger



la hamburguesa

pizza



la pizza


popcorn

las palomitas de maíz



sandwich

el sandwich



carrot

la zanahoria



onion

la cebolla



salad

la ensalada



tomato

el tomate



corn

el maíz



peas

los guisantes



bread

el pan



rice

el arroz



spaghetti

el espagueti



chicken

el pollo



eggs

los huevos



el pescado

fish



ice cream

el helado



milk

la leche



cheese

el queso



plate

el plato



fork

el tenedor




spoon

la cuchara



knife

el cuchillo



napkin

la servilleta

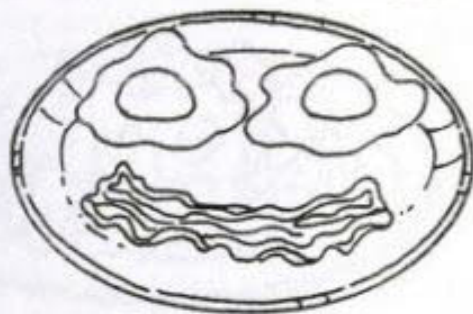


FOOD FRIENDS



1

bacon and eggs




2

cereal and milk



3

hamburger and french fries




4

spaghetti and meatballs



5

peanut butter and jelly



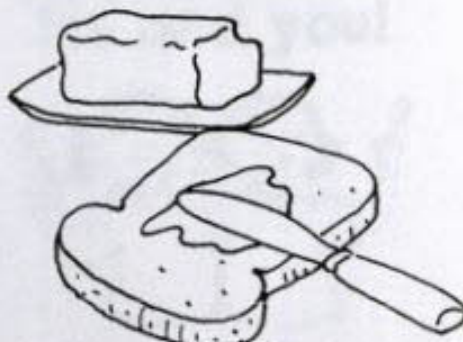
6

rice and beans



7

bread and butter




8

peas and carrots




9

salad and dressing



10

turkey and stuffing



11

chips and salsa




12

**bagel and
cream cheese**



13

pie and ice cream



14

milk and cookies



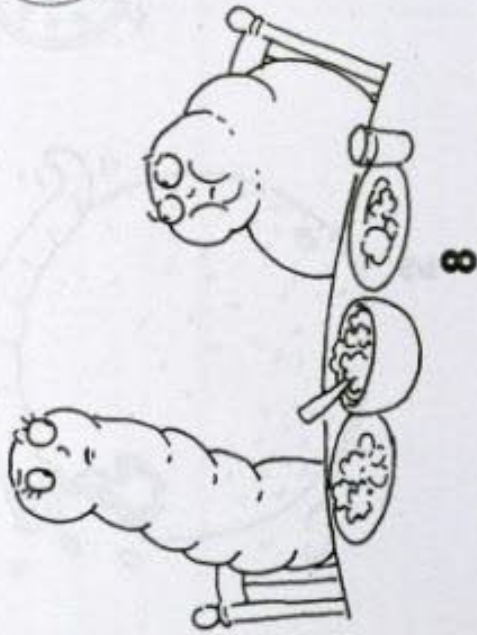
15

**Food friends:
Me and you!**

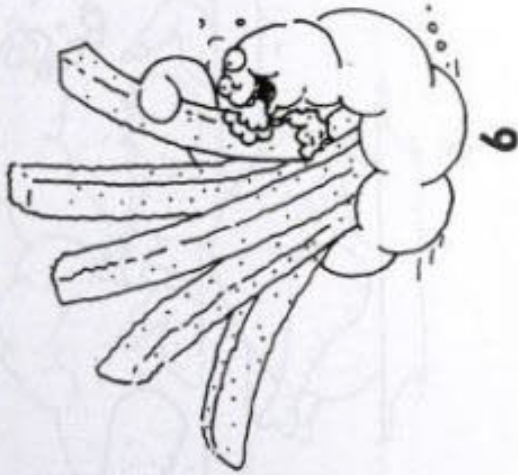


16

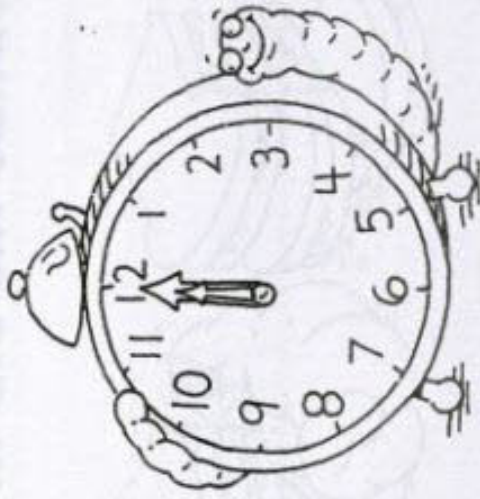
Six-thirty (:)
is dinnertime!




At five o'clock (:)
the worm ate five fries.



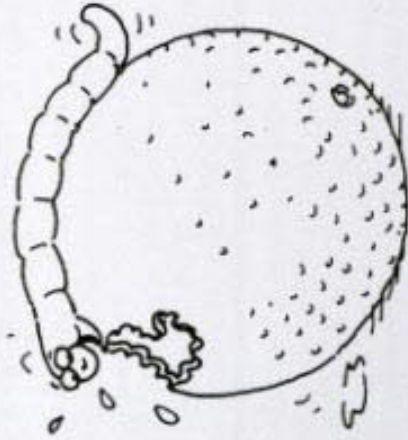
EATING AROUND THE CLOCK



At two o'clock (:)
the worm ate two tomatoes.

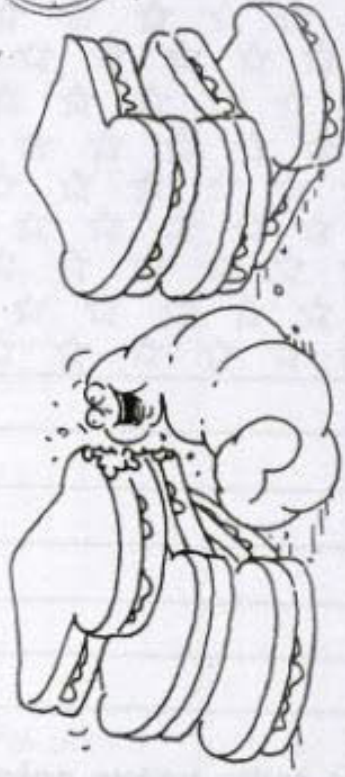


At one o'clock (:)
the worm ate one orange.



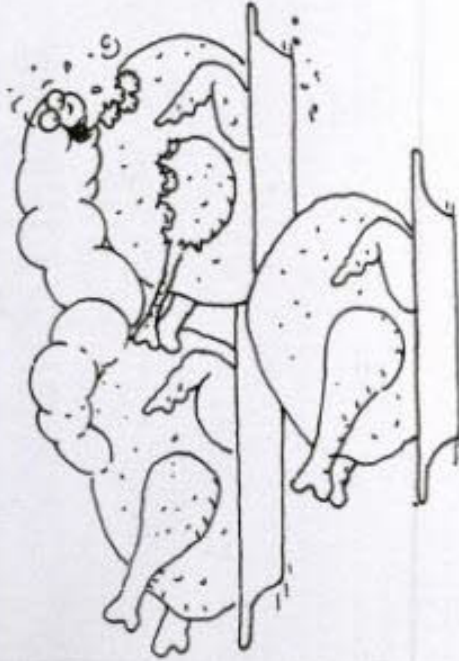
2

At six o'clock (:)
the worm ate six sandwiches.



7

At three o'clock (:)
the worm ate three turkeys.



4


At four o'clock (:)
the worm ate four figs.



5

La bandera de los Estados Unidos

The Flag of the United States




Colorea rojo cada otra raya. Deja en blanco los demás.
Color every other stripe RED. Leave the other stripes WHITE.
Deja en blanco las estrellas también. Colorea azul el área alrededor de las estrellas.
Leave the stars WHITE, too. Color around the stars BLUE.

La bandera de mi país natal:

The Flag of My Native Country:

Нарисуй флаг твоего края. (Draw your flag here.) (Dibuja aquí tu bandera.)



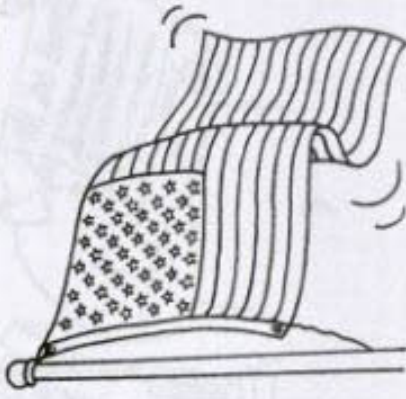
for all.

(Draw yourself and your friends or family here.)



8

**THE PLEDGE OF
ALLEGIANCE**



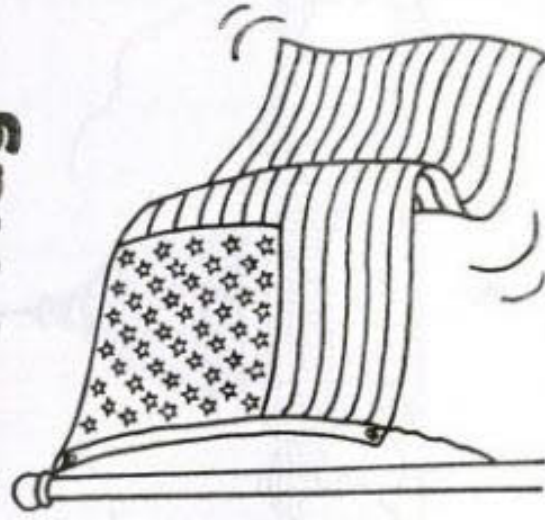
1

**one nation, under God,
indivisible,**



6

to the flag



3

I pledge allegiance



2

with liberty and justice




7

**of the United States
of America**



4

**and to the Republic for
which it stands:**



5



What Should I Say?

Translate these sentences into your native language.



I don't speak English.

I speak a little English.

Can you help me?

I need a _____.

I have a question.

I know the answer.

Can you speak slower, please?

Can you repeat that?

What does _____ mean?

How do you say _____?

I don't understand.

Can you show me, please?

I know the answer, but I can't say it in English.

I understand.

This is too hard.

This is too easy.

May I use the bathroom?

May I get a drink?

Where are we going?

I don't feel well.



Congratulations!

Student's Name

**You came to a new school and started
learning a new language.**

**You listened to and spoke
English every day.**

You began to understand a new country.

You didn't stop trying!

For all these things, you should be proud.

You made it!

Recorrido de la escuela P.S. 153

Primer Piso

Entrada principal

Escritorio de seguridad

Sala

Cafeteria

Cuartos de baño

Segundo piso

Oficina central

La oficina del director

La oficina de la enfermera

Cuartos de baño

Tercer piso

Biblioteca

Gymnasio

Cuartos de baño

Cuarto Piso

Gymnasio

Cuartos de baño

La lista de materiales escolares

Los lapices

Los marcadores

Los crayones

El pegamento

La regla

Los cuadernos

Las carpetas

El borrador

Las tijeras

Todo Sobre Mi

Esta es su oportunidad de decirle a sus compañeros de clase un poco más sobre Ud. mismo. Incluya dibujos, fotos y la escritura. Esta es una guía para ayudarle a hacer su libro.

1. Introduzca a su familia.
2. Introduzca a sus amigos.
3. Describa su antiguo barrio y la casa/apartamento.
4. Describa su nuevo barrio y la casa/apartamento.
5. Las cosas que le gusta hacer (tocar música, deportes, dibujar, jugar afuera, por ejemplo).
6. Escriba una carta a un amigo describiendo su vida en la ciudad de Nueva York. ¿Qué es parecido? ¿Qué es diferente?
7. Escriba acerca de sus comidas favoritas para comer. Incluya imágenes.
8. Escriba acerca de su viaje a los Estados Unidos o a Nueva York.
9. Haga un dibujo de Ud. mismo.
10. Escriba cualquier cosa importante que quiera decir acerca de Ud.